



investSA

ONE-STOP SHOP

an initiative of **the dti**



South African Economy

YEAR	1994 THEN	2004	IN 2014
GDP (billions)	R 482 US\$ 60	R 1 374 US\$ 171	R 3 796 US\$ 350,2
Merchandise exports (billions)	R 69, 8 US\$ 8.7	R 281,8 US\$ 35.2	R1 003,8 US\$ 92.6
GDP Growth	3,2%	4,6%	1,5 %

Source: SARB



- South Africa positioned as a **manufacturing centre of excellence**
- Diversified Industrial sectors
- **Open** economy
- Sound business case for investment and profit
- **Gateway to Africa** and markets of more than **200 Million consumers**
- Africa is the next big story after China and India



World Class Capability

- **South African Construction and Steelwork on ALL continents!**

- **International icons constructed include Burj al Arab Hotel - Dubai, Emirates Towers - Dubai, Khalifa Sports Hall Asean Games 2006 – Qatar and many more!**



World Class Capability

- Examples of complete stadiums, including all civils and steelwork built for the World Cup. Our steelwork is to be found in and around all the stadiums!



• Greenpoint Stadium CT



• Moses Mabhida Stadium, Durban



• Soccer City, Soweto



South African Trade 2015

Export partners	US \$ bn
China	5.89
USA	4.91
Germany	4.24
Namibia	3.30
Botswana	3.28
Japan	3.19
United Kingdom	2.63
India	2.56
Mozambique	1.85
Belgium	1.84
Total	33.69

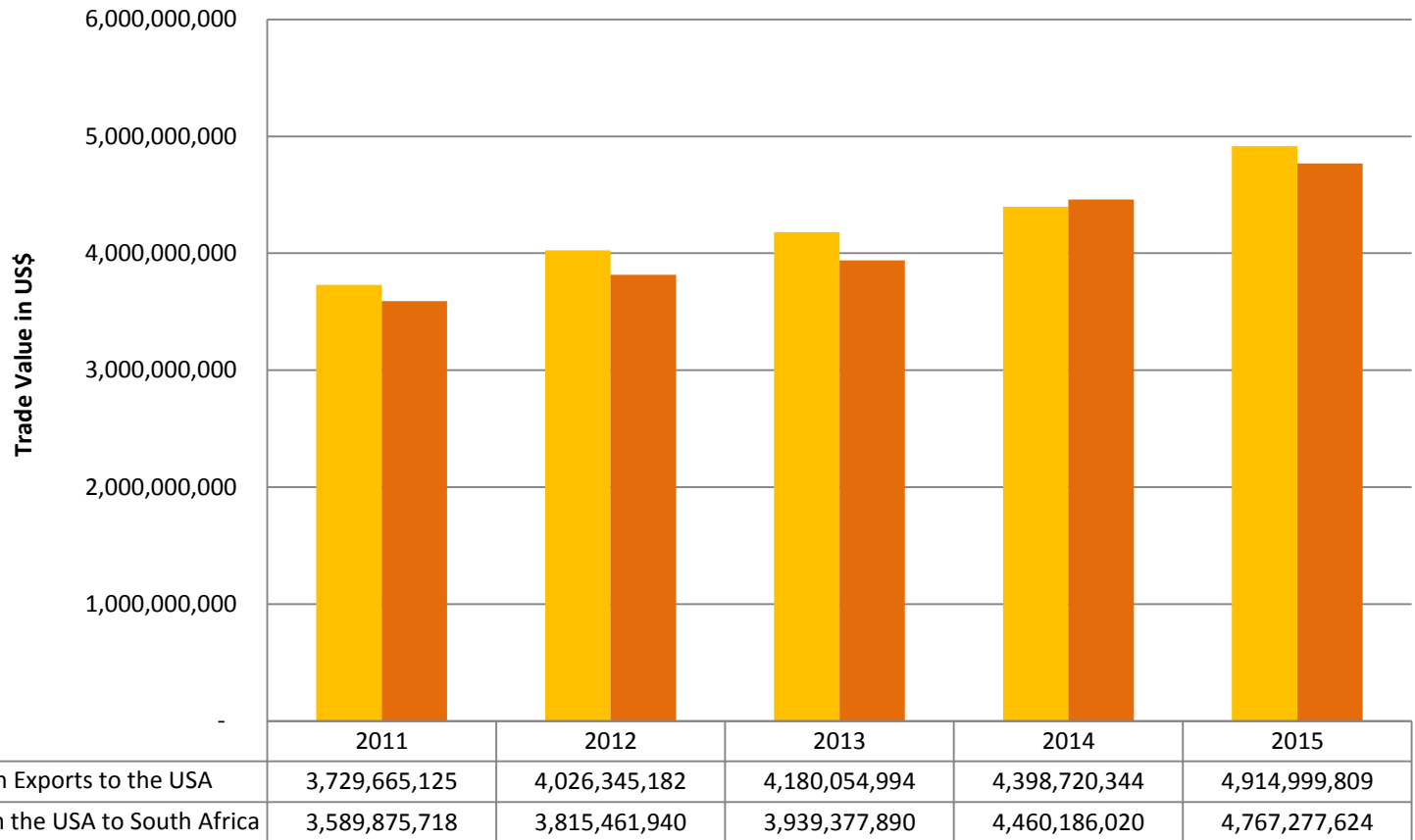
Import Partners	US \$ bn
China	12.46
Germany	7.65
USA	4.77
India	3.36
Japan	2.49
Nigeria	2.37
UK	2.19
Saudi Arabia	2.10
Italy	1.77
Thailand	1.64
Total	40.8

Source: Quantec



South Africa USA Trade

South Africa - USA Trade 2011 - 2015 (US\$)



Source: Quantec


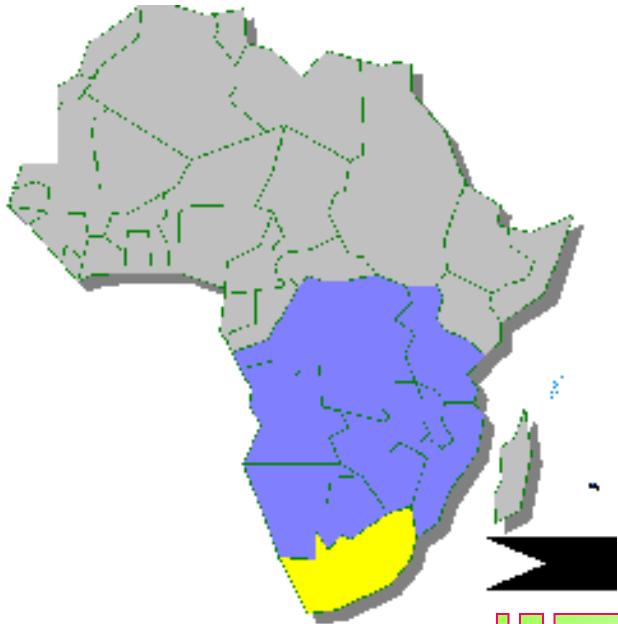


South Africa USA Trade

Source: Quantec

Top 5 Exports to USA 2015	Top 5 Imports from USA 2015
<ul style="list-style-type: none"> H7110: Platinum, unwrought or in semi-manufactured forms, or in powder form: 	<ul style="list-style-type: none"> H8802: Other aircraft (for example, helicopters, aeroplanes); spacecraft (including satellites) and suborbital and spacecraft launch vehicles:
<ul style="list-style-type: none"> H8703: Motor cars and other motor vehicles principally designed for the transport of persons (excluding those of heading 8702), including station wagons and racing cars: 	<ul style="list-style-type: none"> H8703: Motor cars and other motor vehicles principally designed for the transport of persons (excluding those of heading 8702), including station wagons and racing cars:
<ul style="list-style-type: none"> H7202: Ferro-alloys: 	<ul style="list-style-type: none"> H3004: Medicaments (excluding goods of heading 3002, 3005 or 3006) consisting of mixed or unmixed products for therapeutic or prophylactic uses, put up in measured doses (including those in the form of transdermal administration systems) or in forms
<ul style="list-style-type: none"> H8421: Centrifuges, including centrifugal dryers; filtering or purifying machinery and apparatus, for liquids or gases: 	<ul style="list-style-type: none"> H9018: Instruments and appliances used in medical, surgical, dental or veterinary sciences, including scintigraphic apparatus, other electro-medical apparatus and sight-testing instruments:
<ul style="list-style-type: none"> H2614: Titanium ores and concentrates 	<ul style="list-style-type: none"> H8431: Parts suitable for use solely or principally with the machinery of headings 8425 to 8430:

SADC and South Africa

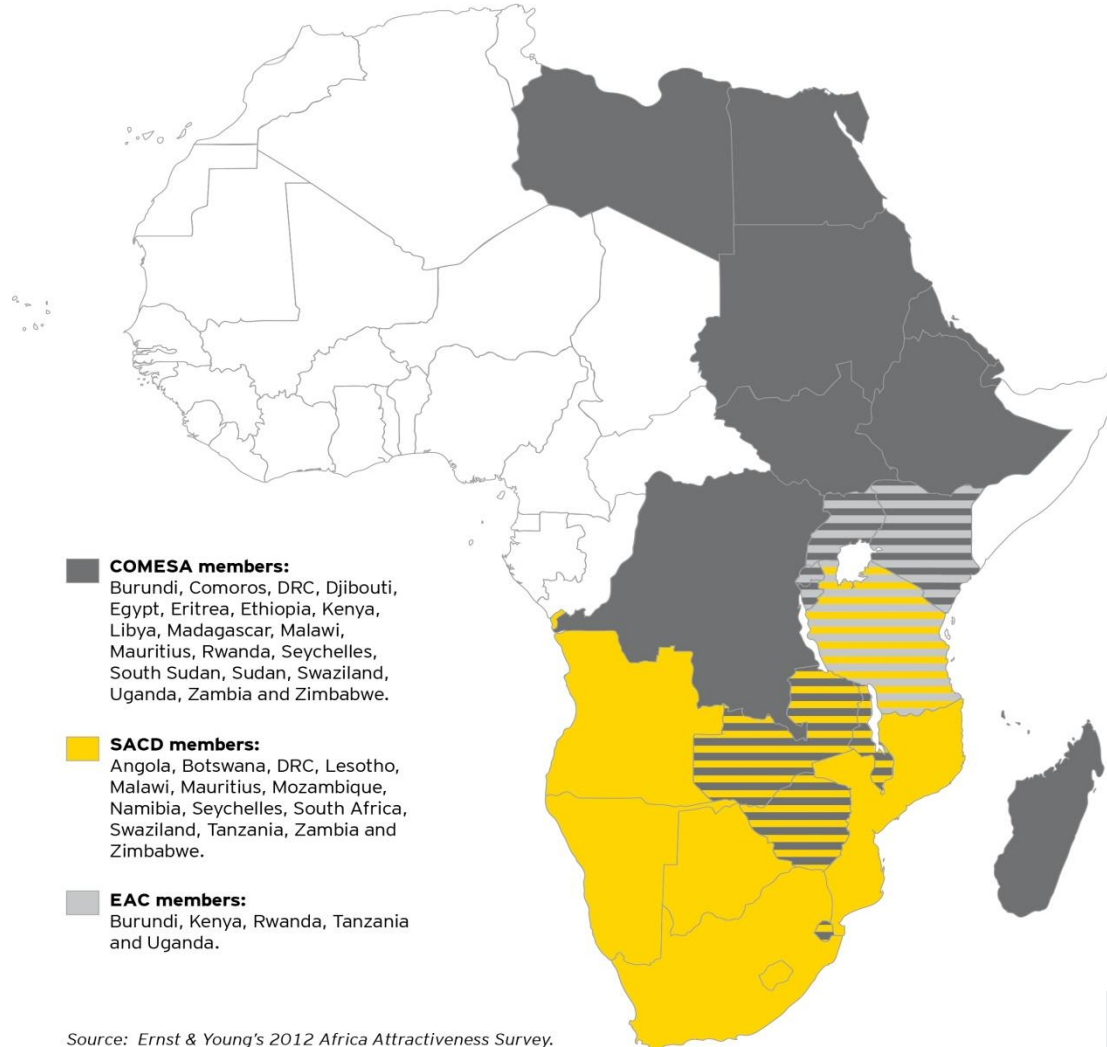


- SADC FTA signed in August 2008 – market of 200 million consumers
- T- FTA with SADC, COMESA & EAC with a market of 700 million consumers



Tripartite Free Trade Area

Proposed free trade area



Source: Ernst & Young's 2012 Africa Attractiveness Survey.



Global Export Platform – Market Access Arrangements

- South Africa – European Union (EU) Trade, Development and Co-operation Agreement (TDCA)
- Southern African Development Community (SADC) FTA
- T-FTA SADC-EAC-COMESA
- Southern African Customs Union (SACU) - European Free Trade Association (EFTA) FTA
- USA Africa Growth and Opportunity Act (AGOA)



To the next map...

Africa is Huge!

The following countries could fit within Africa:

	Area (sq. mi)
China	3,705,390
United States	3,618,770
India	1,266,595
Europe	1,905,000
Argentina	1,065,189
New Zealand	103,736
	<hr/>
	11,664,680 sq. mi or 30,211,551 km ²

Africa's area: 11,707,000 sq. mi.
or 30,321,130 km²



\$1.6 trillion

Africa's collective GDP in 2008,
roughly equal to Brazil's or Russia's

\$860 billion

Africa's combined consumer
spending in 2008

316 million

the number of new mobile phone
subscribers signed up in Africa since 2000

60%

Africa's share of the
world's total amount of
uncultivated, arable land

52

the number of African cities with
more than 1 million people each

20

the number of African companies
with revenues of at least \$3 billion

\$2.6 trillion

Africa's collective GDP in 2020

\$1.4 trillion

Africa's consumer spending in 2020

1.1 billion

the number of Africans
of working age in 2040

128 million

the number of African households
with discretionary income in 2020

50%

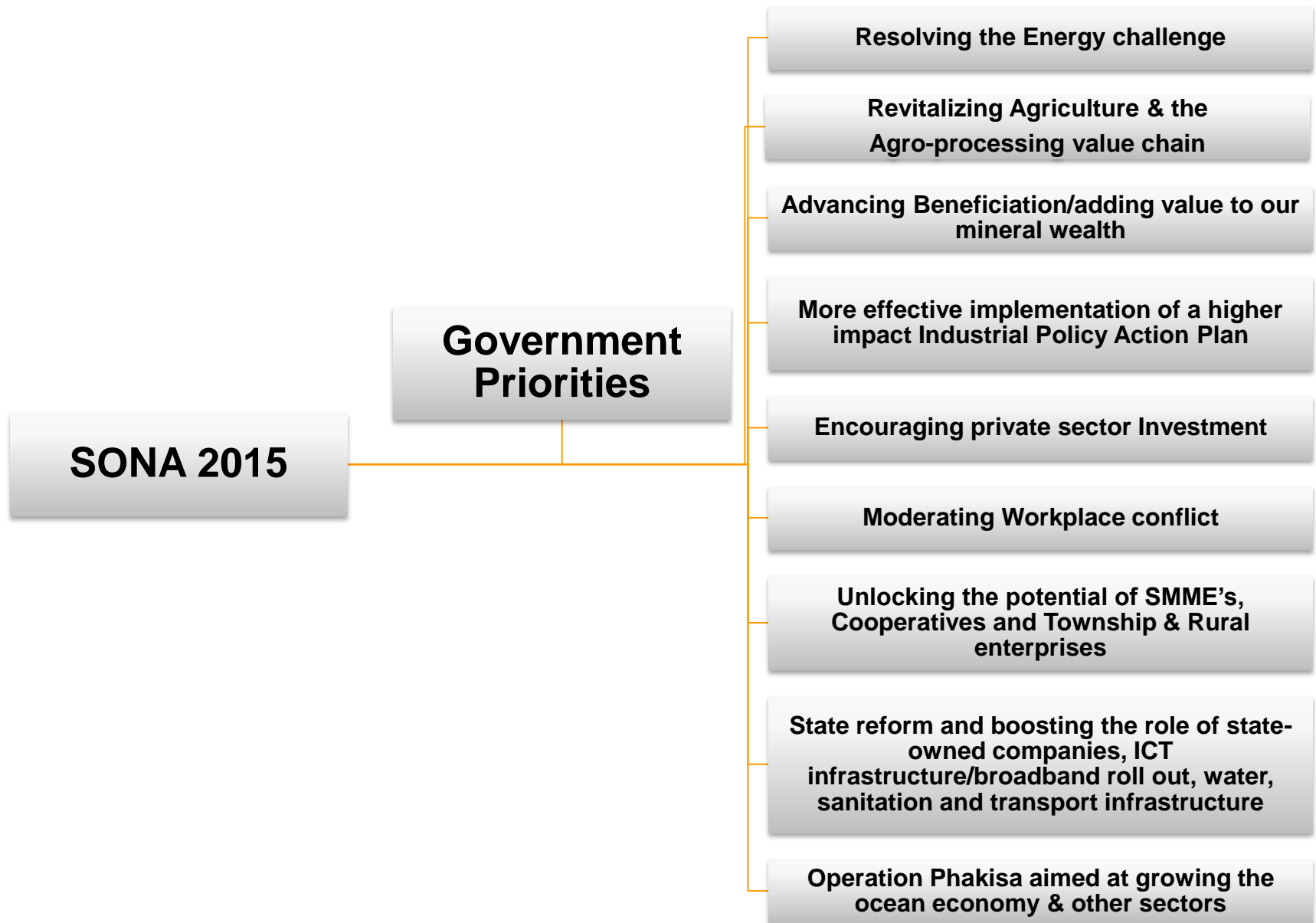
the portion of
Africans living
in cities by 2030

Strategic Context

- SA's vision for inclusive growth & development – decent jobs and equity;
- NDP, NGP and IPAP - promoting a globally competitive economy that produces and trades with the rest of the world in innovative & value added products & services;
- Create 5 million jobs by 2020;
- Beneficiate of own minerals and natural resources;
- Improve physical industrial infrastructure;
- Regionally spread industrial development.

Integrated into the mainstream economy, in terms of value chains and localisation initiatives including skills, technology, tooling and supplier development initiatives

Government Priorities to stimulate growth



Priority Sectors For FDI

- Advanced Manufacturing
- Nanotechnology
- Metals
- Mining & Beneficiation
- Biofuels
- Agribusiness
- Automotives & Components
- Capital Equipment
- Precision engineering
- Aerospace
- Film production
- Tourism
- Oil & Gas
- Boat Building
- ICT and electronics
- BPO (Business Processing & Outsourcing) and Call Centres
- Chemicals & Biochemicals
- Plastics & Composites
- (Bio) Pharmaceuticals & Medical Devices
- Leather and footwear
- Forestry products & Furniture
- Energy and Renewables
- Infrastructure Development
- Waste Management
- Energy Efficiency & Cleaner Technology

Mineral Beneficiation



Public Procurement : Localisation & Designation

Designated Sectors

- ❑ Rolling stock
- ❑ Power Pylons
- ❑ Bus Bodies
- ❑ Canned / Processed Veg.
- ❑ Textile, clothing, Leather & Footwear
- ❑ Pharmaceuticals
- ❑ Set - Top boxes
- ❑ Furniture
- ❑ Working vessels
- ❑ Electricity Metres

Sectors Ready for Designation

- ❑ Power & Telecom Cables
- ❑ Solar Water Heaters
- ❑ Valves
- ❑ Manual & Pneumatic Actuators

Sectors for future Designation

- ❑ Tissues
- ❑ Pre-payment Meters
- ❑ Medical Textiles
- ❑ Coated Paper
- ❑ Sanitary Towels & Related
- ❑ Plastic products
- ❑ Building Construction Materials
- ❑ Solar PV panels
- ❑ Composites for Infrastructure



Electronics

Opportunities for investment

- Public Procurement is one of the key strategic levers for industrial development objectives in the NGP and IPAP.
- The revised Preferential Procurement Policy Framework Act (PPPFA) Regulations, which came into effect on 7 Dec 2011, empower the dti to designate industries – within Electronics, the following areas have been designated:

Project	Local Content
Set-top boxes	30%
Residential Electricity meters	50%
Power and Telecom cables	90%

Electronics

Localisation Opportunities

- Mobile devices: Laptops, Tablets & Smartphones, televisions
- Vaccine Refrigerators
- Smoke Detectors
- Fridge Compressors
- 2 way radios
- White Goods: Strategy under development
- Electricity/Power related products such as Transformers
- Localisation of radar systems
- Creation of regional value chains to manufacture components, display panels and finished products



Petrochemicals

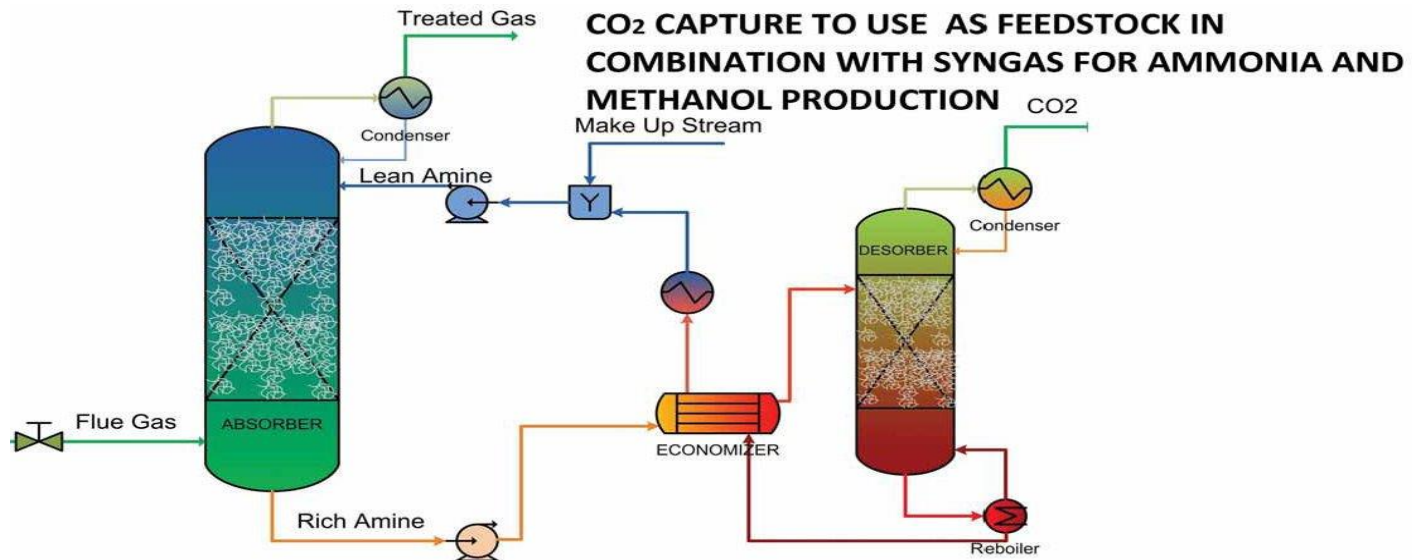
Opportunities for investment

- Special Economic Zone (SEZ) designated for Petrochemicals
- SEZ specific incentives including low Tax, Building Allowance, Import and Export services, Critical Infrastructure
- SA commissioned the operational and technical feasibility analysis and business case for the for products:
 - Methanol
 - Gas to Liquids
 - Coal gasification
 - Polyolefins & Derivatives
- Ammonia and Urea production with Carbon Capture



Petrochemicals

Opportunities for investment



Ammonia and Urea Plant



Fuel Cells

Opportunities for investment

- Methanol-based fuel cells currently offer a short-term market opportunity to be promoted in SA given the barrier, time and cost required for widespread hydrogen supply infrastructure nationally
- SA may commission the operational and technical feasibility analysis and business case for a closed loop recycle and metal financing model for PGM's used as catalysts in fuel cells.
- Possible integration in the upstream value chain of fuel cell manufacture i.e. stack manufacture in SA
- Demonstration of small-scale static fuel cell applications across several industries in the country i.e. electronics/ICT, mining etc.
- Development of value proposition for the fuel cell industry to be undertaken in 2015

Pharmaceuticals and Medical Devices

Opportunities for investment

- Key opportunities for growing the pharmaceutical and medical devices sectors include:
 - Increasing participation in the Health Department tenders - reaching an agreement with the DoH, the National Treasury and the domestic industry regarding the rules of designation of pharmaceutical tenders in the 2015-2016-2017 tender cycle;
 - Expanding the range of generics manufactured in South Africa, taking advantage of the “Patent Cliff” (pharmaceuticals with global sales US\$ 200 billion losing patent protection in 2013-2014-2015)
 - Starting the domestic manufacture of advanced generic biological medicines, including the newly off-patent oncology and anti-auto immune diseases products, under licence and/or with foreign investors.
 - Expanding regional co-operation and exports of medical products to SADC and the rest of Africa.

Continued...

- Medical Devices: low hanging fruit – refurbishment of existing and single-use devices
- Possible designation of medical textiles
- API manufacture – list of 200 chemicals from DoH
- Manufacture of medical diagnostics
- Manufacture of vaccines and biologics
- Investment in R&D – clinical trials in SA due to diverse patient populations in SA



Investing In The Green Economy

- The Green Economy is a key focus area for the SA Government
- The New Growth Path sets a goal of creating 5 million jobs by 2020
- The Green Economy is identified as an area of growth that could contribute significantly to job creation
- The Green Economy Accord – signed in 2011 and identifying specific opportunities for the Green Economy



The Green Economy Accord

- Identifies various priority areas including:
 - Rollout of 1 million solar-water heating systems
 - ***Increasing investment in the green economy through public and private investors (including the Industrial Development Corporation)***
 - ***Procurement of renewable energy as part of energy generation plan***
 - Promotion of biofuels for vehicles
 - Promoting energy efficiency across the economy
 - Waste management and recycling
 - Reducing carbon-emissions on the road – a shift to rail for freight-transport
 - ***Economic development in the green economy – promote localisation, youth employment, cooperatives and skills development***



The Policy Environment

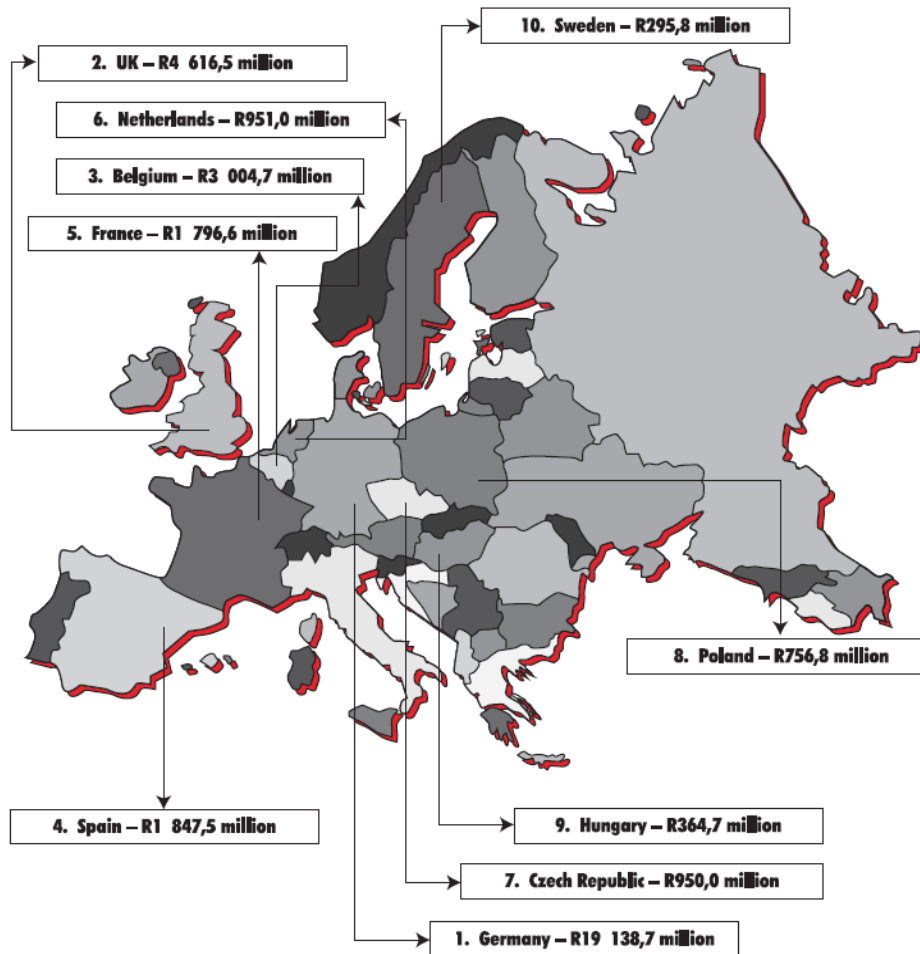
- Department of Trade & Industry adapted the Industrial Policy Action Plan to include the Green Economy as a key priority
- Study by the Industrial Development Corporation identified that most green jobs would be created through manufacturing of key components and equipment for the renewable energy industry
- Various measures to create an enabling environment – developing technical and physical infrastructure; developing standards for wind and solar power industries; designate certain components
- Local content requirement is a policy measure implemented and monitored by the dti – certain percentage of local content for each bidding round
- This has contributed directly to investment in manufacturing capacity in the renewable energy sector



Investing into South Africa's Automotive Industry



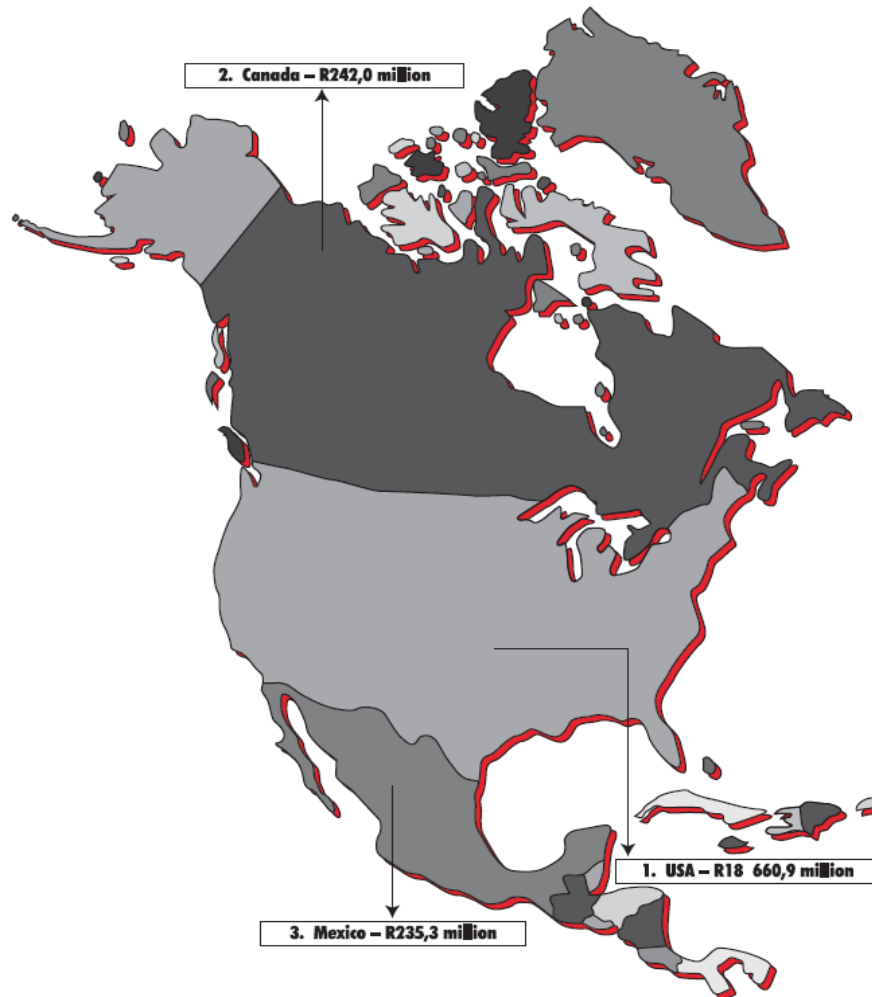
Top export destinations in EU 2014



Source: Naamsa



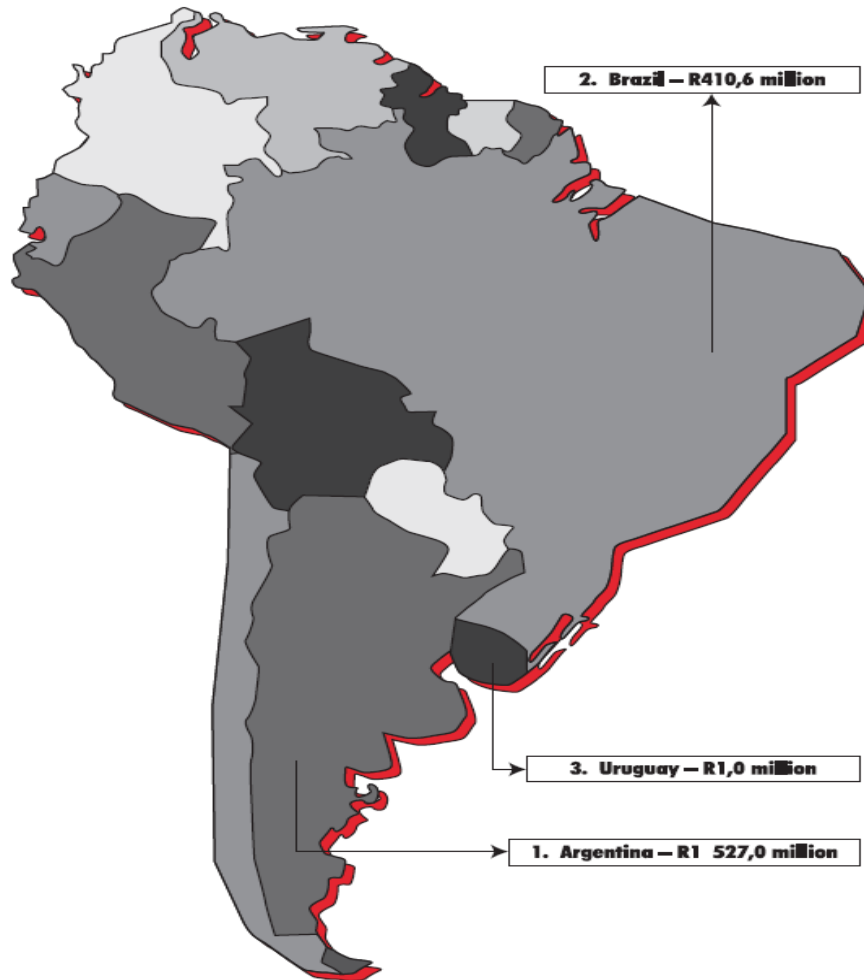
Top export destinations in NAFTA 2013



Source: Naamsa



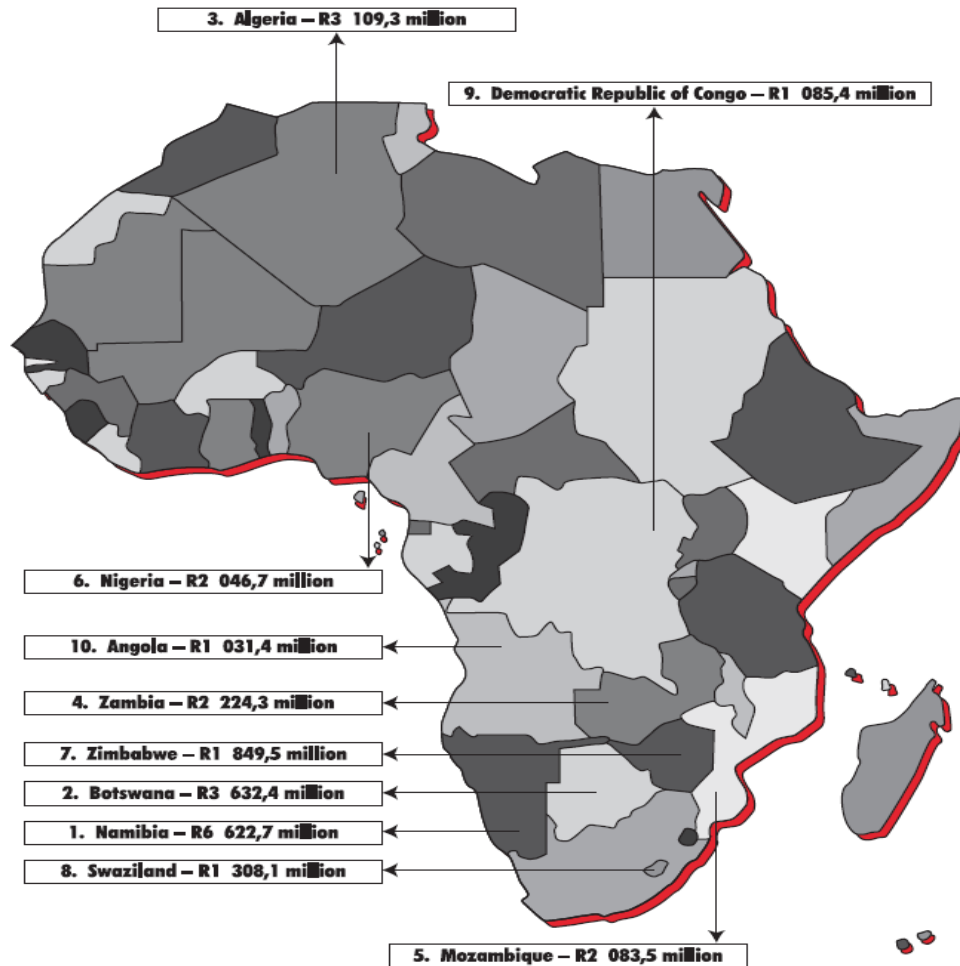
Top export destinations in Mercosur 2013



Source: Naamsa



Top export destinations in Africa 2013



Source: Naamsa

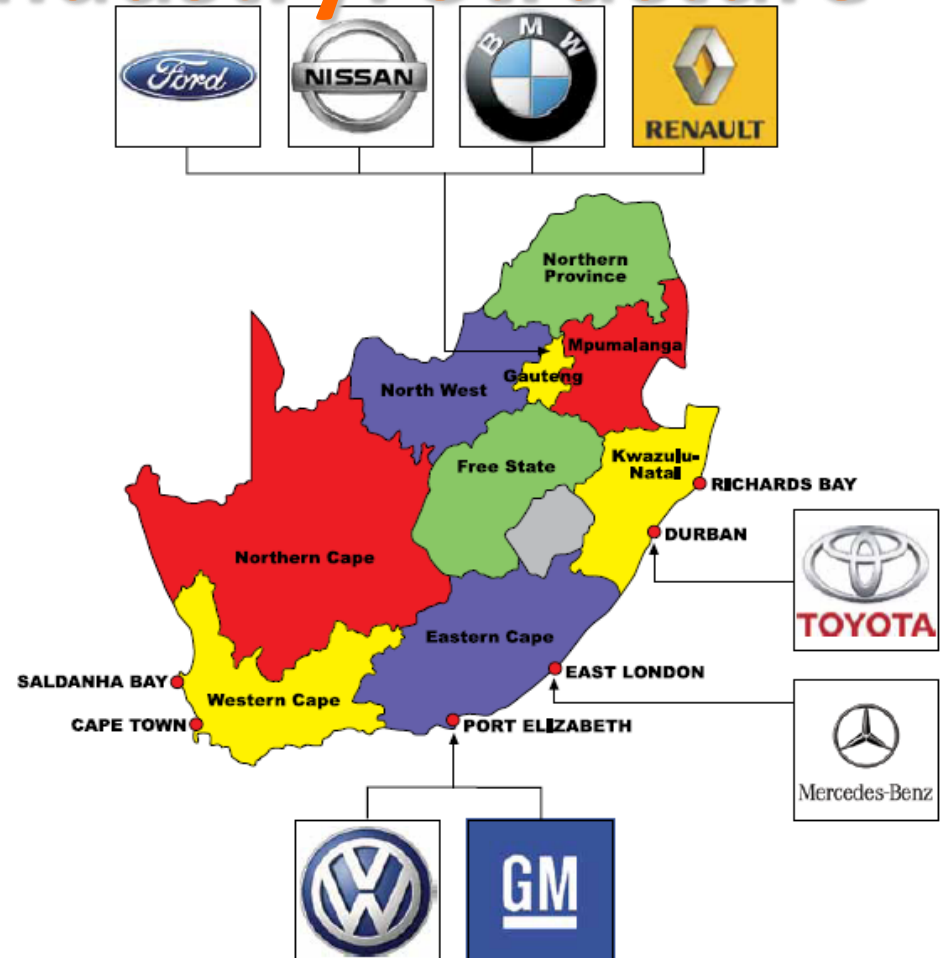


NUMBER OF DEALERS IN AFRICAN COUNTRIES



SA Automotive Industry: Structure

- Japanese vehicle manufacturers represented in SA – Nissan/ Renault and Toyota are both wholly owned subsidiaries.
- Other Multinational manufacturers, Mercedes Benz, BMW, VW, General Motors, and Ford are also 100% controlled subsidiaries
- Other major marques imported – European (Peugeot/Citroen), Japanese (Daihatsu, Honda, Subaru), Korean (Daewoo, Hyundai, Kia), Indian (Tata, Mahindra), with Chinese brands recently entering the SA market (Chery, Chana, Foton, GWM)
- More than 400 auto component suppliers including global first tier suppliers such as Faurecia, Johnson Controls and Benteler



Component manufactured in South Africa

Engine, Transmission
and Body Parts

Brakes, Wheels,
Shock absorbers

Suspension,
Exhausts,
Windscreens

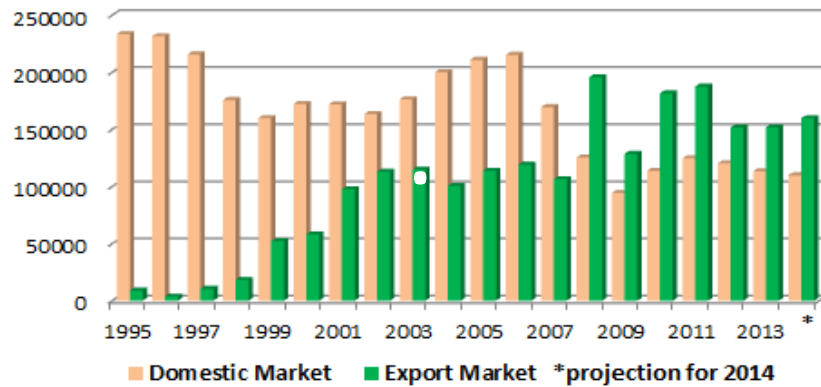
Electrical, Batteries
& Filters

Interiors

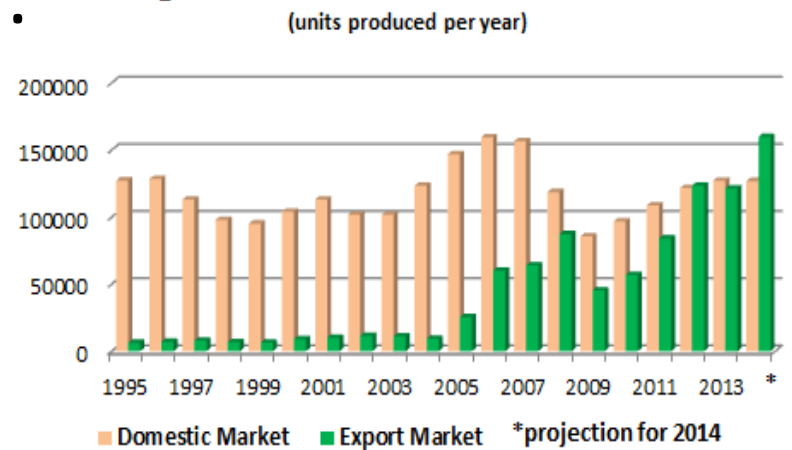


Production of Passenger Cars and Light Commercial vehicles 1995 - 2014

Passenger car market (units produced per year)



Light Commercial Vehicle market (units produced per year)



SA vehicle Exports



Africa



European Union



Australia, Japan, USA



USA



European Union & Africa



Total automotive export value (R millions) and ranking by country

Ranking	Country	2013	yoy % increase
1	Germany	19 138.7	2.77
2	United States	18 660.9	-6.08
3	Namibia	6 622.7	56.53
4	Japan	5 160.0	63.12
5	United Kingdom	4 616.5	30.38
6	Botswana	3 632.4	24.67
7	Algeria	3 109.3	17.19
8	Belgium	3 004.7	11.61
9	Australia	2 555.8	16.12
10	Zambia	2 224.3	-2.61

Top 10 Automotive Components Exported in 2013 by R million

1	Catalytic converters	17641
2	Engine Parts	3189
3	Tyres	1842
4	Stitched leather seat parts	1530
5	Silencers/ exhausts	1225
6	Transmission shafts and	926
7	Automotive tooling	777
8	Shock absorbers/	474
9	Road wheels and parts	455
10	Gauges/ instruments/	435



Green Economy Subsectors

- Renewable energy: wind, solar, biogas, biomass - focus on manufacturing of components
- Waste Management and Waste to Energy
- Energy efficiency and demand management initiatives
- Biofuels



Renewable Energy

- REIPPP has led to **investment of more than ZAR 100bn** (approximately US\$10bn) in the first three rounds of the programme.
- In the **Climatscope 2014** report released by Bloomberg New Energy, **SA was ranked third**, after China and Brasil, for investment in clean energy, accounting for more **than 90% of these investments in Sub-Saharan Africa**
- South African REIPPP won the **2013 Green Infrastructure Project of the Year Award** at the 6th Global Infrastructure Leadership Conference
- International manufacturers of components have established a presence or declared their intentions to establish
- Local content requirements incentivises local manufacturing
- Investors include Jinko Solar, Art Solar, DCD Dorbyl, GRI, SMA



REIPPP Investment And Local Content

	Round 1	Round 2	Round 3	MW remaining capacity
Approved bids	28	19	17	
Value of approved projects	R46.1bn	R28.1bn	R33.8bn	
Local content value	R11.4bn	R11.8bn	R15.95bn	
Local content % (average for all technologies)	23.7%	46.85%	47,2%	
MW Approved	1 415.6	1 044	1 456	2 808

Department of Energy



SOUTH AFRICA: A DISTINCTIVE AND RELIABLE BPS AND LPO LOCATION

National Outsourcing Association (NOA) Offshoring Destination 2012

First World
Experience and
Excellent Infrastructure

410 000
BPO Industry Addressable
Workforce Annually

NOA 'Skills Development
Programme of the Year' 2014

**Active Support to Potential
and Existing Investors by
Government and Industry
Associations**

Operating Cost
Savings of 45 – 50%
from Source Location

2 Tiered Market-Leading
Incentives for
Commoditised
and Specialised Work

**24/7 Business Support to
Customers and at Substantially
Lower Costs**

European Outsourcing
Association (EOA) –
Offshoring Destination 2013

Top 3 Global Locations
that support English
Language Skills at Scale

10 Direct Daily
Flights to the
United Kingdom

Strength in Specialised
Skills related to Financial
Services, Legal and
Healthcare Domains

Stable and Expanding Telecom Infrastructure

Contact: Mr Dean Hoff (Director of Service Based Industries)
Trade and Investment South Africa
Tel: +27 (0) 12 394 1893
E-mail: DHoff@thedti.gov.za



Special Economic Zones (SEZs)

- Government has identified Special Economic Zones as a mechanism that will contribute towards the realisation of its economic growth and development goals;
- And is committed to support and facilitate the designation, regulation and development of Special Economic Zones in South Africa;
- Special Economic Zones will be designated in areas to promote targeted economic activities, supported through special arrangements;
- and support systems including incentives, business support services, streamlined approval processes and infrastructure.



SEZ Value Proposition

SEZ Support Measures

Incentives Strategy	Funding Strategy	Infrastructure Strategy	Skills & Supplier Development	OSS Strategy
<ul style="list-style-type: none">i) 15% Corporate Taxii) Building Allowanceiii) Employment Incentiveiv) CCAv) 12i Tax Allowance	<ul style="list-style-type: none">i) SEZ Fundii) Mix of funding instrumentsiii) PPPs	<ul style="list-style-type: none">i) Bulk infrastructure by government through SEZ Fundii) SEZ Locationsiii) Various stakeholders roles in providing infrastructure in and out of zone	<ul style="list-style-type: none">i) Skills dev. Strategies for SEZsii) Supplier development programmes to develop our local businessesiii) Continuous training of civil servants	<ul style="list-style-type: none">i) To reduce info search & transaction costii) Facilitate permits & licences for investorsiii) Eliminate steps in approvalsiv) After care

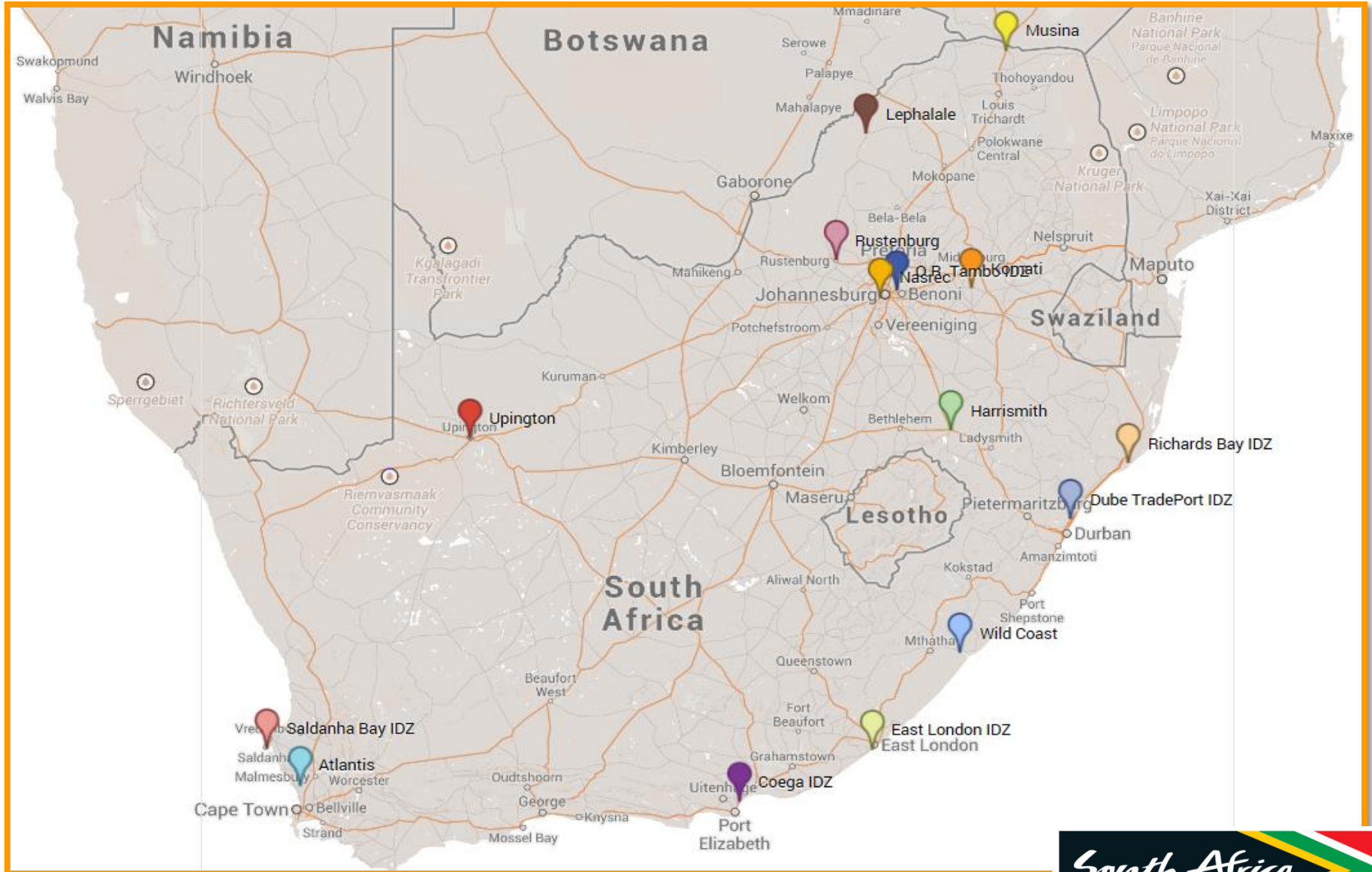
Special Economic Zones

Special Economic Zones (SEZs) are geographically designated areas of a country set aside for specifically targeted economic activities to promote rapid industrial development.

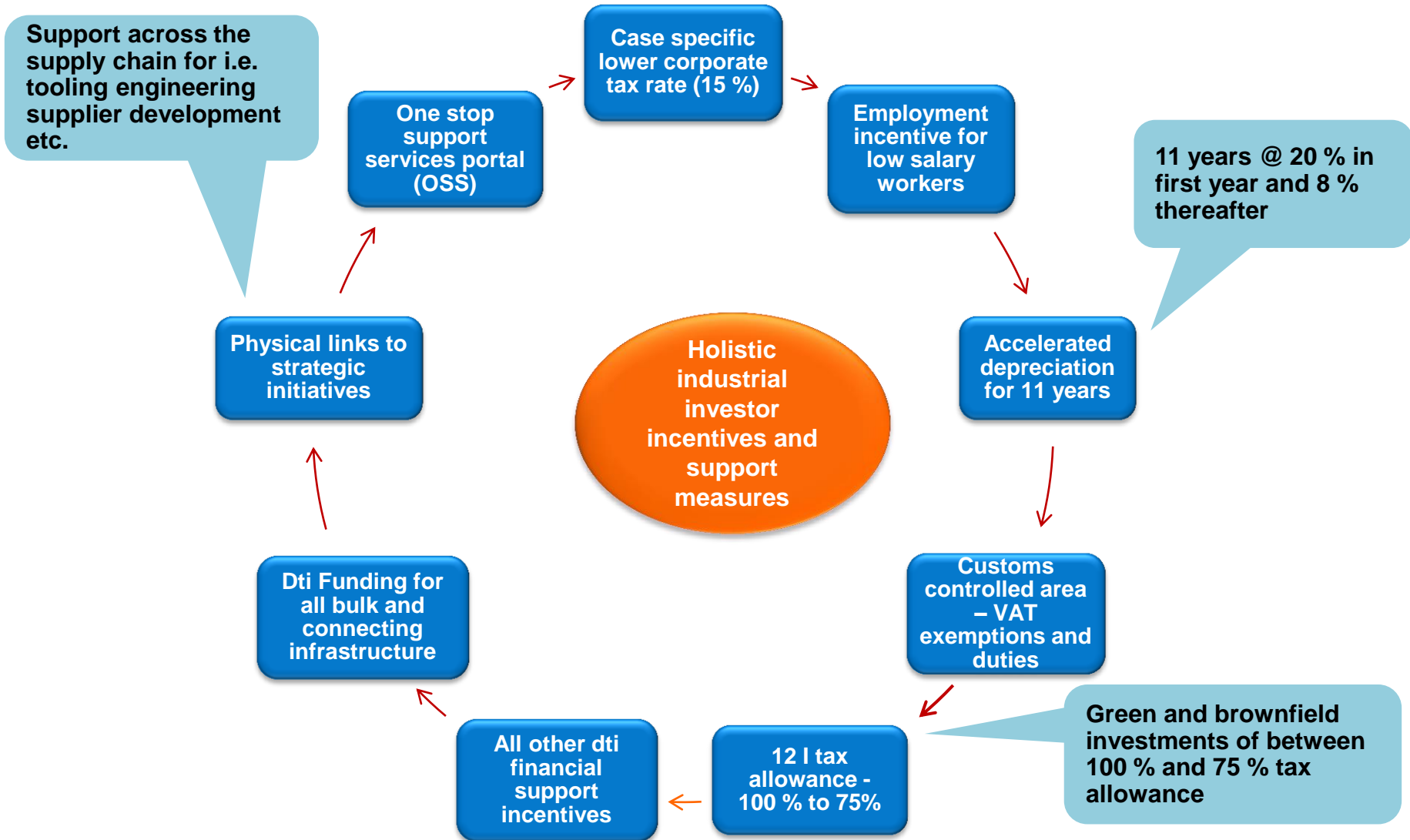
Zones are supported through special arrangements and support systems to attract and retain targeted industrial investors.



Proposed SEZs In South Africa



Value Proposition



Summary: Incentives

Incentive	Licensee	Operator	Investor
1. Customs Duties & VAT (in CCA)	√	√	√
2. Employment Incentive	√	√	√
3. Building Allowance*		√	√
4. 15% Corporate Tax*			√
5. 12(i) Additional Benefits (points & %)			√
6. SEZ Fund for CAPEX (Infrastructure)	√	√	

* Provided that the Minister of Finance has agreed to allow this benefit to the SEZ, and that the company is involved in activities that have not been excluded.

7. SEZ Management support, infrastructure, security, OSS



INCENTIVE SCHEMES

CLUSTER	INCENTIVE SCHEME
MANUFACTURING INVESTMENT	<ul style="list-style-type: none"> • 12i Tax Incentive • Automotive Incentive Scheme (AIS) • People-carrier Automotive Investment Scheme (P-AIS)
COMPETITIVENESS INVESTMENT	<ul style="list-style-type: none"> • Manufacturing Competitiveness Enhancement Programme (MCEP) • Export Marketing & Investment Assistance (EMIA) • Capital Projects Feasibility Programme (CPFP)
SERVICES INVESTMENT	<ul style="list-style-type: none"> • Film & Television Production • Business Process Services (BPS)
BROADENING PARTICIPATION	<ul style="list-style-type: none"> • Black Business Supplier Development Programme (BBSDP) • Co-operative Incentive Scheme (CIS) • Incubator Support Programme (ISP)
INFRASTRUCTURE INVESTMENT	<ul style="list-style-type: none"> • Critical Infrastructure Programme (CIP)



Manufacturing Investment Cluster

PROGRAMME	PURPOSE	TARGET	OFFERING
EIP: Aquaculture Development and Enhancement Programme	Investment in the aquaculture sector	SA entities involved in Fish hatcheries and fish farms (primary aquaculture), processing and preserving of aquaculture fish (secondary aquaculture), service activities to operators of hatcheries and fish farms (ancillary aquaculture)	20 - 45% grant for investment in land, and buildings , machinery and equipment , commercial vehicles and work boats and bulk infrastructure
Automotive Investment Scheme (AIS)	Investment in light motor vehicles, and components manufacturing.	Motor vehicle manufacturers producing 50,000 units per plant within 3 years •Component manufacturers.	20-30% grant for qualifying investment in machinery & equipment and buildings.



Manufacturing Investment Cluster

PROGRAMME	PURPOSE	TARGET	OFFERING
People-carrier automotive investment Scheme (P-AIS)	Investment in people-carrier vehicles and components manufacturing.	People carrier manufacturers / assemblers •Component manufacturers.	20-30% grant for qualifying investment in machinery & equipment and buildings.
12I (Investment and training allowance)	To promote industrial upgrading and new investment in manufacturing	Medium to large manufacturers with investment between R30m and R1.5bn	<ul style="list-style-type: none"> • Training allowance: max R36 000 per person • Max 55% of qualifying investment costs in machinery & equipment



Competitiveness Investment Cluster

PROGRAMME	PURPOSE	TARGET	OFFERING
Manufacturing Competitiveness Enhancement Programme (MCEP)	Improve Manufacturing Competitiveness	South African Manufacturers and Services Supporting Manufacturing	Cost sharing grant for Capital investment; Resource efficiency improvement; Enterprise-level competitiveness improvement; Feasibility studies; Cluster competitiveness improvement; Pre- and post-dispatch working capital facility
Export Marketing and Investment Assistance (EMIA)	To develop export market for SA goods and services and recruit FDI	Export ready manufacturers	Cost sharing grant for exhibition costs, marketing material & research in foreign markets
Capital Projects Feasibility Programme	Promote the export of South African capital goods and services	Capital goods sectors and consulting engineers	Cost sharing grant (max 55%) for feasibility study costs



Services Investment Cluster

PROGRAMME	PURPOSE	TARGET	OFFERING
BPS (Business Process Services) Incentive	Encourage the creation of employment opportunities from the offshore market	Enterprises offering Business Process Services to the offshore market	<p>A baseline incentive which offers a 3-year operational expenditure on actual jobs created</p> <p>A graduated bonus incentive which is offered for greater job creation paid once in the year in which the bonus level is first achieved</p>
Film & TV Production	To grow the film industry to create jobs and to transfer skills	Local and foreign film producers	<p>20% of Qualifying South African Production Expenditure (QSAPE)</p> <p>25-35% of Qualifying South African Production Expenditure for local films</p> <p>Up to 50% for the first R6 million of the Qualifying South African Production Expenditure (QSAPE) and 25% thereafter for South African Emerging Black Filmmakers</p>

Broadening Participation Cluster

PROGRAMME	PURPOSE	TARGET	OFFERING
Black Business Supplier Development Programme (BBSDP)	Broader participation of black-owned SMMEs through provision of business development services	<ul style="list-style-type: none"> • Majority black owned entities • R250k to R35m turnover • 1 year trading 	<ul style="list-style-type: none"> • 80:20 cost sharing grant for business development services • 50:50 cost sharing grant for tools, machinery and equipment
Cooperative Incentive Scheme (CIS)	Broader participation by promoting the development of cooperatives	<ul style="list-style-type: none"> • Registered co-operative • Operate in the emerging sector • Manufacturing, retail & services 	100% grant for machinery, equipment & business development services



Infrastructure Investment Cluster

PROGRAMME	PURPOSE	TARGET	OFFERING
Critical Infrastructure Programme (CIP)	Leverage strategic investment projects (greenfields and brownfields) by financially supporting infrastructure critical to such projects	<ul style="list-style-type: none">•Private investors/ companies•South African Municipalities	70:30 cost-sharing grant for qualifying infrastructure



Snapshot of some South African Events

- [IFEA](#)
Food & Drink Trade Show for the African market. IFEA is dedicated to showcasing new products, where visitors can increase their competitive advantage by sourcing a diverse range of new & consumer-driven products from around the world
- [Johannesburg](#)
[> Gallagher Convention Centre](#)
- **03.05 - 05.05 2016**
- [POWER-GEN AFRICA](#)
African Meeting of Electric Power Producers, Independent Power Producers, Co Generation Plants, Waste-to Energy Plants
- [Johannesburg](#)
[> Sandton Convention Centre](#)
- **19.07 - 21.07 2016**



Snapshot of some South African Events

- **SAAW - SOUTH AFRICAN AUTOMOTIVE NATIONAL WEEK**
South African Automotive National Week - Component & Allied Manufacturers
- every 2 years
- **Johannesburg**
> Gallagher Convention Centre
- **11.10 - 13.10 2016**



- Coega IDZ
- East London IDZ
- Richards Bay IDZ
- OR Tambo International Airport (licensed)
- Dube trade Port IDZ
- Saldanha Bay IDZ



Contact:

Letta Kaseke

Assistant Director: Investment Information

Tel: +27 12 394 5935

Email: Lkaseke@thedti.gov.za

REASONS TO INVEST IN SOUTH AFRICA – WORLD COMPETITIVENESS RANKINGS 2016

#1 – Financing through local equity market

#2 – Regulation of securities exchange

#3 – Protection of minority shareholders' interests

#3 – Efficacy of corporate boards

1 - Strength of auditing and reporting standards

#8 – Soundness of Banks

#14 - Strength of investor protection

#14 – Quality of air transport infrastructure

#6 – Availability of financial services

#73 Overall ranking out of 189 countries and #2 in Ease of doing business among BRICS countries in 2016

Top Investors



Trade and Investment South Africa (TISA) is the National investment promotion agency of South Africa offering a one-stop-shop approach to investing in South Africa

2014 UNCTAD winner for excellence in promoting Foreign Direct investment (FDI) projects to advance sustainable development

South Africa was ranked third in the world for investment in clean energy, according to Climatscope 2014 report released by Bloomberg New Energy finance

SA was voted overall winner for Africa by the Financial Times for the best destination for 2013 and 2014

In May 2013, AIM award for facilitating the second-best investment project (pharmaceutical sector)

2014 – Winner at AIM for sustainable development

